


Name: _____

Date: _____

KRAFTWERK – CIRCUIT BOARD ART

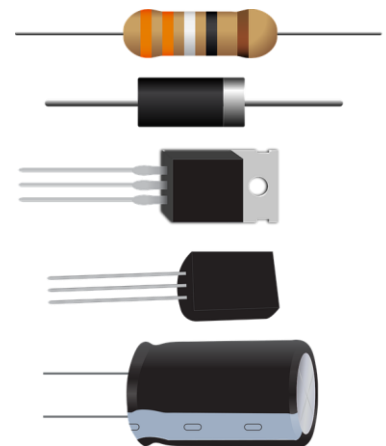
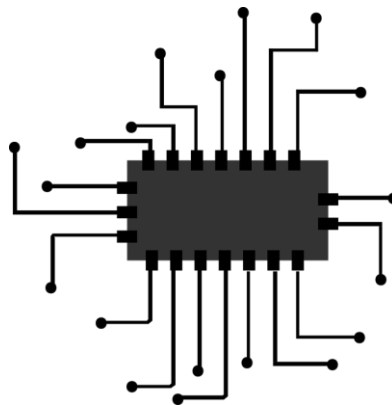
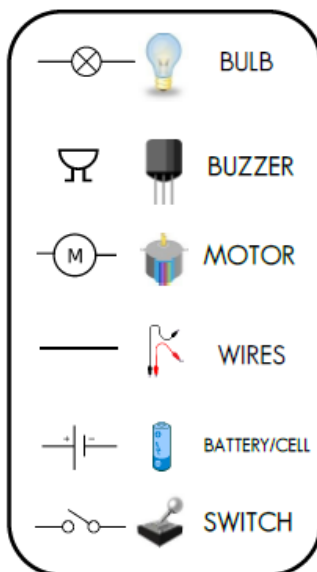


Inside computers, and instruments such as synthesizers, are circuit boards. They are plastic boards covered in components.

Components are added to the board and connected with small pathways, called traces. These traces allow the electrical components across the board to function by passing electricity through.

Circuit boards also have small holes which are drilled, where each component needs to be placed.

Components: microchips, transistors, resistors, diodes and relays.



- Take a look at the circuit board traces and microchips used to make art on the next page.
- Use graph paper to create your own circuit board artwork.
- You could do it all in green or red pen. You could use green paper with gold pen or black paper and white pencil.
- See what works best!

